

# SINGH KRISHNA & ASSOCIATES

Chartered Accountants

8, Second Floor, Krishna Market, Kalkaji, New Delhi - 110 019  
Tel./ Fax: 40590344, e-mail: skacamail@gmail.com

## INDEPENDENT AUDITORS' REPORT

To the Trustees of

**Breakthrough Trust**

### Report on the Financial Statements

We have audited the accompanying financial statements of Breakthrough Trust (the Trust), which comprise the Balance Sheet as at March 31, 2018 and the Income and Expenditure Account for the year then ended and a summary of significant accounting policies and other explanatory information.

### Management's Responsibility for the Financial Statements

Management of the Trust is responsible for the preparation of these financial statements that give a true and fair view of the financial position and financial performance of the Trust in accordance with the accounting principles generally accepted in India. This responsibility includes the design, implementation and maintenance of internal control relevant to the preparation and presentation of the financial statements that give a true and fair view and are free from material misstatement, whether due to fraud or error.

### Auditors' Responsibility

Our responsibility is to express an opinion on these financial statements based on our audit. We conducted our audit in accordance with the Standards on Auditing issued by the Institute of Chartered Accountants of India. Those Standards require that we comply with ethical requirements and plan and perform the audit to obtain reasonable assurance about whether the financial statements are free from material misstatement.

An audit involves performing procedures to obtain audit evidence about the amounts and disclosures in the financial statements. The procedures selected depend on the auditors' judgment, including the assessment of the risks of material misstatement of the financial statements, whether due to fraud or error. In making those risk assessments, the auditors consider internal financial control relevant to the entity's preparation of the financial statements that give a true and fair view in order to design audit procedures that are appropriate in the circumstances, but not for the purpose of expressing an opinion on the effectiveness of the entity's internal financial control. An audit also includes evaluating the appropriateness of accounting policies used and the reasonableness of the accounting estimates made by management, as well as evaluating the overall presentation of the financial statements.

We believe that the audit evidence we have obtained is sufficient and appropriate to provide a basis for our audit opinion.

### Auditors' Report and Opinion


We report that:

- (i) we have sought and obtained all the information and explanations, which to the best of our knowledge and belief were necessary for the purposes of our audit;
- (ii) in our opinion, proper books of account as required by law have been kept by the Trust so far as appears from our examination of the books;
- (iii) the Balance Sheet and the Income and Expenditure Account dealt with by this report are in agreement with the books of account;



- (iv) in our opinion, the Balance Sheet and the Income and Expenditure Account dealt with by this report comply with the applicable accounting standards issued by the Institute of Chartered Accountants of India;
- (v) in our opinion and to the best of our information and according to the explanations given to us, the financial statements give a true and fair view in conformity with the accounting principles generally accepted in India:
- a) in the case of Balance Sheet, of the state of affairs of the Trust as at March 31, 2018; and
- b) in the case of the Income and Expenditure Account, of the surplus of the Trust for the year ended on that date.

for Singh Krishna & Associates  
Chartered Accountants  
Firm's Registration No. 008714C

  
(Krishna Kumar Singh)  
Partner  
M. No. 077494



Place : New Delhi

Date : 28/09/2018

**BREAKTHROUGH TRUST**  
E-1A, FIRST FLOOR, KAILASH COLONY, NEW DELHI - 110048  
BALANCE SHEET AS AT MARCH 31, 2018


LIABILITIES	SCHEDULE #	AMOUNT ₹	ASSETS	SCHEDULE #	AMOUNT ₹	AMOUNT ₹
SETTLER'S FUND			FIXED ASSETS	3		1,770,092.00
GENERAL FUND			INVESTMENT	4		162,100,946.41
Opening Balance			CURRENT ASSETS, LOANS, ADVANCES, ETC.			
Add: Amount transferred from		89,582,287.88	CURRENT ASSETS			
Income and Expenditure A/c		1,793,394.70	Cash and Cash Equivalents	5		13,681,870.68
DEFERRED REVENUE FUND			LOANS, ADVANCES, ETC.			
Opening Balance			Security Deposits		372,000.00	
Add: Fixed Assets Acquired out of Restricted		3,199,065.00	Income Tax Recoverable		2,990,841.47	
Funds (Grants)		729,326.00	Prepaid Expenses		15,805.00	
Less: Amount equivalent to assets written off			Accrued Interest on Investment		9,093,710.83	
transferred to Income and Expenditure A/c		941,217.00	Advances	6	5,166,111.27	17,638,468.57
Less: Amount equivalent to depreciation			GRANTS RECEIVABLE	1		377,229.89
charged on such assets transferred to						
Income and Expenditure A/c		1,218,967.00				
RESTRICTED FUNDS (GRANTS)						
Unutilised Grants	1					
CURRENT LIABILITIES AND PROVISIONS						
Liability for Expenses						
Statutory Liabilities	2					
Other Payables		1,602,991.59				
Provision for Gratuity		664,341.00				
		500,000.00				
		7,683,270.00				
<b>TOTAL</b>		<b>195,568,607.55</b>	<b>TOTAL</b>			<b>195,568,607.55</b>

Accounting Policies and Notes on Accounts 10

As per our report of even date attached

for Singh Krishna & Associates  
Chartered Accountants  
Firm's Registration No. 008714C

*Singh Krishna & Associates*  
(Krishna Kumar Singh)  
Partner  
M. No. 077494



Place: New Delhi  
Date: 28/09/2018

for Breakthrough Trust

*S. Bhattacharya*  
(Sohini Bhattacharya)  
President

*Benu Kumar*  
(Benu Kumar)  
Trustee



**BREAKTHROUGH TRUST**  
**E-1A, FIRST FLOOR, KAILASH COLONY, NEW DELHI - 110048**  
**INCOME AND EXPENDITURE ACCOUNT FOR THE YEAR ENDED MARCH 31, 2018**


PARTICULARS	SCHEDULE #	AMOUNT ₹	PARTICULARS	SCHEDULE #	AMOUNT ₹
<b>EXPENSES</b>			<b>INCOMES</b>		
Personnel Expenses	7	59,325,566.54	Restricted Grants Available/ Utilised	1	124,334,146.83
Consultancy Expenses	8	37,340,288.00	Unrestricted Grants		14,346,000.00
Establishment Expenses	9	7,658,487.86	Other Project Receipts		321,347.55
Information Dissemination		13,444,419.82	Donations		2,030,470.63
Meeting, Trainings, Workshops and Seminars		13,056,543.65	Interest on Savings Bank Accounts		1,586,460.07
Travel Expenses		8,618,034.85	Interest on Investment		11,297,555.00
Sub-grant to Partner NGOs		13,310,460.79	Interest on Income Tax Refund		56,661.00
Receivable Written off		363,406.22	Miscellaneous Receipts		789,946.09
Welfare and Relief Activities		429,135.00	Appropriation from Deferred Revenue Fund		2,160,184.00
Assets Written off		1,055,466.00	Payables Written-off		675,780.04
Depreciation		1,252,342.00	Exchange Gain		48,994.22
Excess of Income over Expenditure transferred to General Fund		155,854,150.73			
<b>TOTAL</b>		<b>1,793,394.70</b>	<b>TOTAL</b>		<b>157,647,545.43</b>

Accounting Policies and Notes on Accounts 10

As per our Report of even date attached

for Singh Krishna & Associates  
 Chartered Accountants  
 Firm's Registration No. 008714C

*(Signature)*  
 (Krishna Kumar Singh)  
 Partner  
 M. No. 077494



Place : *New Delhi*  
 Date : *28/09/2018*

*(Signature)*  
 (Sohini Bhattacharya)  
 President

*(Signature)*  
 (Benu Kumar)  
 Trustee




**BREAKTHROUGH TRUST**

Schedules forming part of the accounts for the year ended March 31, 2018


**SCHEDULE 1 - RESTRICTED FUNDS (GRANTS)**

Particulars	Opening Balance as on April 01, 2017		Grants Received/ Interest Allocated During the Year	Total	Grants Available/ Utilised & Credited to the Income and Exp. A/c	Grants Available/ Utilised & Credited to the Revenue Fund	Total Grants Availed/ Utilised	Closing Balance as on March 31, 2018	
	Unutilised Grants	Grants Receivable						Unutilised Grants	Grants Receivable
C&A Foundation	9,870,972.78	-	12,055,794.30	21,926,767.08	6,385,151.02	-	6,385,151.02	15,541,616.06	-
Ford Foundation	-	11,327.43	16,001,987.92	15,990,660.49	3,690.36	-	3,690.36	15,986,970.13	-
Facebook	918,747.00	-	-	918,747.00	918,747.00	-	918,747.00	-	-
Human Dignity Foundation	6,271,848.24	-	20,265,119.10	26,536,967.34	17,853,888.11	107,490.00	17,961,378.11	8,575,589.23	-
The David and Lucile Packard Foundation	8,903,203.30	-	-	8,903,203.30	3,617,478.10	65,246.00	3,682,724.10	5,220,479.20	-
IKEA Foundation	19,962,872.15	-	70,643,151.67	90,606,023.82	56,065,841.90	553,978.00	56,619,819.90	33,986,203.92	-
Charities Aid Foundation India	-	-	6,820,430.00	6,820,430.00	6,817,818.00	2,612.00	6,820,430.00	-	-
Oak Foundation	-	7,455,434.54	19,139,630.00	11,684,195.46	4,644,428.76	-	10,466,361.49	7,039,766.70	-
Save the Children - Bal Raksha Bharat	1,147,963.56	-	11,942,163.93	13,090,127.49	10,466,361.49	-	5,660,614.09	2,623,766.00	-
Vanguard Charitable Endowment Program	7,589,524.23	-	-	7,589,524.23	5,660,614.09	-	821,570.00	1,928,910.14	171,570.00
Azim Premji Philanthropic Initiatives	-	-	650,000.00	650,000.00	821,570.00	-	494,676.00	965,702.00	-
Edelgive Foundation	-	-	1,460,378.00	1,460,378.00	494,676.00	-	305,000.00	-	-
IBA Molecular	-	-	305,000.00	305,000.00	305,000.00	-	850,000.00	-	-
OLX	-	-	850,000.00	850,000.00	850,000.00	-	9,108,882.00	100,112.00	-
UNICEF	-	-	9,208,994.00	9,208,994.00	9,108,882.00	-	-	-	-
UN Women	-	5,341,668.82	4,999,593.60	(342,075.22)	-	-	-	-	(Refer to Note - 1)
The JRD Tata Trust	-	205,659.89	-	(205,659.89)	-	-	-	-	205,659.89
Yes Foundation	-	-	320,000.00	320,000.00	320,000.00	-	-	-	-
<b>Total</b>	<b>54,665,131.26</b>	<b>13,014,090.68</b>	<b>174,662,242.52</b>	<b>216,313,283.10</b>	<b>124,334,146.83</b>	<b>729,326.00</b>	<b>124,743,472.83</b>	<b>91,969,115.38</b>	<b>377,229.89</b>

Note - 1 : Unrecovered amount of Rs. 3,42,075.22 has been written off.



*Handwritten signature*



## BREAKTHROUGH TRUST

Schedules forming part of the accounts for the year ended March 31, 2018

	AMOUNT ₹
<b>SCHEDULE 2 - LIABILITY FOR EXPENSES</b>	
Amrit Estate (P) Ltd.	398,820.00
ASD, CBS, Air, Patna	2,946.00
BSES Rajdhani Power Limited	18,510.00
Catalyst Management Services Pvt. Ltd.	91,525.00
Charvi Tour & Travel	24,093.00
Expenses Payable	20,771.00
Giftplex	5,310.00
Hari Tour & Travels	72,610.00
Jai Book Depot	7,310.00
Jharkhand Urja Vikash Nigam Ltd .	1,073.00
Kailash Tourist Service	36,843.00
Little Lamb Films Pvt. Ltd.	39,632.00
Mahila Swarojgar Samittee	1,876.00
Mapple Express	9,600.00
Memory Point	7,000.00
Mohit	1,063.00
Pawan Ratna Hotels & Resorts	6,300.00
Perfect Print	5,520.00
Raj Distributors	359.00
Sanjay Kumar Singh	10,232.00
Saswati Chatterjee	1,191.00
Shivam Printers	58,490.00
Shohratgarh Environment Society	4,950.00
Singh Krishna & Associates	297,856.00
Swastik Design & Print	15,251.00
Tata Teleservices Limited	3,644.00
Uddesh Soft Solutions Pvt Ltd	2,791.00
Vodafone	10,615.22
Other Liabilities (Staff and Others)	446,810.37
<b>Total</b>	<b><u>1,602,991.59</u></b>



*San. Kumar*

*S. B. T.*



# BREAKTHROUGH TRUST


Schedules forming part of the Balance Sheet as at March 31, 2018

## SCHEDULE 3 - FIXED ASSETS

Fixed Assets	Gross Block				Depreciation			Net Block		
	As at 01-04-17	Additions during the year	Deductions during the year	As at 31-03-18	Upto 01-04-17	For the year	Depreciation written back	Upto 31-03-18	As at 31-03-18	As at 31-03-17
<b>FCRA</b>										
A. Assets created out of Restricted Grants										
<i>Tangible Assets</i>										
Computers	3,731,648.00	467,977.00	-	4,199,625.00	2,908,476.00	402,083.00	-	3,310,559.00	889,066.00	823,172.00
Computers-100%	92,532.00	-	-	92,532.00	92,532.00	-	-	92,532.00	-	-
Office Equipments	1,629,819.10	57,700.00	-	1,687,519.00	642,358.10	388,793.00	-	1,031,151.00	656,368.00	987,461.00
Office Equipments-100%	30,186.00	91,306.00	-	121,492.00	30,186.00	91,306.00	-	121,492.00	-	-
Office Furniture	1,430,997.50	32,500.00	1,418,472.50	45,025.00	347,436.50	169,540.00	515,157.50	1,819.00	43,206.00	1,083,561.00
Office Furniture-100%	84,233.00	30,980.00	-	115,213.00	84,233.00	30,980.00	-	115,213.00	-	-
<i>Intangible Assets</i>										
Computers Software	-	48,863.00	-	48,863.00	-	48,863.00	-	48,863.00	-	-
Sub Total	6,999,415.60	729,326.00	1,418,472.50	6,310,269.00	4,105,221.60	1,131,565.00	515,157.50	4,721,629.00	1,588,640.00	2,894,194.00
B. Assets created out of General Fund										
<i>Tangible Assets</i>										
Office Equipments	37,002.00	-	-	37,002.00	19,135.00	16,017.00	-	35,152.00	1,850.00	17,867.00
Office Furniture	170,991.00	-	170,991.00	-	39,414.00	17,358.00	56,772.00	-	-	131,577.00
Sub Total	207,993.00	-	170,991.00	37,002.00	58,549.00	33,375.00	56,772.00	35,152.00	1,850.00	149,444.00
Total	7,207,408.60	729,326.00	1,589,463.50	6,347,271.00	4,163,770.60	1,164,940.00	571,929.50	4,756,781.00	1,590,490.00	3,043,638.00
<b>NON - FCRA</b>										
A. Assets created out of General Reserve										
<i>Tangible Assets</i>										
Computers	625,829.00	-	-	625,829.00	542,215.00	37,532.00	-	579,747.00	46,082.00	83,614.00
Computers-100%	17,241.00	-	-	17,241.00	17,241.00	-	-	17,241.00	-	-
Office Equipments	215,023.00	-	-	215,023.00	37,898.00	43,640.00	-	81,538.00	133,485.00	177,125.00
Office Equipments-100%	18,195.00	-	-	18,195.00	18,195.00	-	-	18,195.00	-	-
Office Furniture	61,544.00	-	61,544.00	-	17,412.00	6,230.00	23,642.00	-	-	44,132.00
Sub Total	937,832.00	-	61,544.00	876,288.00	632,961.00	87,402.00	23,642.00	696,721.00	179,567.00	304,871.00
B. Assets created out of Restricted Grants										
<i>Tangible Assets</i>										
Computers	14.00	-	-	14.00	-	-	-	-	14.00	14.00
Office Equipments	21.00	-	-	21.00	-	-	-	-	21.00	21.00
Office- Furniture	30.00	-	30.00	-	-	-	-	-	-	30.00
Sub Total	65.00	-	30.00	35.00	-	-	-	-	35.00	65.00
Total	937,897.00	-	61,574.00	876,323.00	632,961.00	87,402.00	23,642.00	696,721.00	179,602.00	304,936.00
<b>Total Assets</b>	<b>8,145,305.60</b>	<b>729,326.00</b>	<b>1,651,037.50</b>	<b>7,223,594.00</b>	<b>4,796,731.60</b>	<b>1,252,342.00</b>	<b>595,571.50</b>	<b>5,453,502.00</b>	<b>1,770,092.00</b>	<b>3,348,574.00</b>



Dunder  
K. B.



**BREAKTHROUGH TRUST**

**Schedules forming part of the accounts for the year ended March 31, 2018**

	<b>AMOUNT</b>	
	₹	
<b>SCHEDULE 4 - INVESTMENT</b>		
<b>Long-term Investments</b>		
8% GOI Bonds		20,000,000.00
Fixed Deposits with CBHFL		15,000,000.00
Fixed Deposits with KTDFCL		120,500,000.00
Fixed Deposits with Scheduled Banks		6,600,946.41
<b>Total</b>		<u><u>162,100,946.41</u></u>

**SCHEDULE 5 - CASH AND CASH EQUIVALENTS**

Cash in Hand	18,863.00	
Foreign Currency in Hand	143,338.78	
Balance with Forex Cards	<u>308,668.23</u>	470,870.01
Savings Accounts with Scheduled Banks:		
HDFC Bank Ltd. A/c # 10921170000013	2,131,510.11	
HDFC Bank Ltd. A/c # 00941450000156	11,334.00	
HDFC Bank Ltd. A/c # 07191450000166	32,998.42	
HDFC Bank Ltd. A/c # 11121450000739	2,094.66	
HDFC Bank Ltd. A/c # 10921450000018	2,959,795.66	
HDFC Bank Ltd. A/c # 10921450000042	278,272.92	
HDFC Bank Ltd. A/c # 50100056020931	77,405.76	
HDFC Bank Ltd. A/c # 50100105427601	7,180.00	
ICICI Bank Ltd. A/c # 662701700477	7,214,781.92	
ICICI Bank Ltd. A/c # 662701700506	29,494.50	
ICICI Bank Ltd. A/c # 662701700507	12,759.85	
ICICI Bank Ltd. A/c # 662701700556	115,355.50	
ICICI Bank Ltd. A/c # 662701700480	34,505.12	
ICICI Bank Ltd. A/c # 662701700505	126,298.00	
ICICI Bank Ltd. A/c # 662701700518	60,227.25	
ICICI Bank Ltd. A/c # 662701700555	<u>116,987.00</u>	13,211,000.67
<b>Total</b>		<u><u>13,681,870.68</u></u>

**SCHEDULE 6 - ADVANCES**

(recoverable in cash or in kind or for value to be received)

Aditya Birla Health Insurance Company Ltd.	4.27	
Aman	2,421.00	
Awaaz De Infosystems Private Limited	109,290.00	
Corporate Law Group	2,472.00	
Google-Digital Marketing	2,509.12	
Grameen Vikas Sansthan	461,097.29	
Jan Vikas Sansthan	789,448.72	
Lions Club	352,800.00	
Mahilaswarojgar Samiti	915,121.75	
Mohit Kumar	1,063.00	
Old World Hospitality Pvt. Ltd.	1,113.00	
Shalom Welfare Society	5,220.00	
Shohratgarh Environment Society	272,938.83	
Soumya Bhaumik	7,500.00	
Srishti Seva Sansthan	914,688.66	
Star Health & Allied Insurance Company Ltd	27,533.00	
Travel Guru	607.00	
Travel Spirit International Pvt Ltd	9,900.00	
Zec News Ltd.	24,344.00	
Corporate Credit Card	390,224.91	
Virgin Records	903.00	
Other Staff Advance	874,911.72	
<b>Total</b>		<u><u>5,166,111.27</u></u>



*Devi Kumar*



## BREAKTHROUGH TRUST

Schedules forming part of the accounts for the year ended March 31, 2018

	AMOUNT ₹
<b>SCHEDULE 7 - PERSONNEL EXPENSES</b>	
Salaries	50,139,526.00
Mediclaime and Accidental Insurance	630,568.54
Gratuity	3,236,529.00
Provident Fund Expenses	3,667,569.00
Other Benefits and Expenses	1,651,374.00
<b>Total</b>	<b><u>59,325,566.54</u></b>
<b>SCHEDULE 8 - ESTABLISHMENT EXPENSES</b>	
Audit Fees	295,000.00
Bank Charges	34,218.23
Courier and Postage	50,366.00
Electricity & Water Charges	496,377.00
Insurance Expenses	16,667.00
Legal & Professional Charges	548,739.00
Office Expenses	292,021.83
Printing & Stationery	121,021.00
Rent	4,077,405.00
Repair & Maintenance	941,839.20
Staff and Guest Welfare	223,786.38
Telephone, Fax and Internet Charges	561,047.22
<b>Total</b>	<b><u>7,658,487.86</u></b>
<b>SCHEDULE 9 - INFORMATION DISSEMINATION</b>	
Books & Periodicals	10,143.87
Campaigns and Advertisements for Awareness	11,338,086.12
Giveaways	288,760.00
License Fees	337,930.94
Printing & Photocopy	1,310,810.00
Warehousing and Logistic Expenses	107,039.00
Website Development	51,649.89
<b>Total</b>	<b><u>13,444,419.82</u></b>



*Sumit Kumar*  
*A. Bhat*



## BREAKTHROUGH TRUST

Schedules forming part of the accounts for the year ended March 31, 2018

### Schedule - 10

#### Accounting Policies and Notes on Accounts

1. Accounting Convention

The financial statements of the Trust have been prepared on a going concern basis under the historical cost convention on accrual basis and in accordance with mandatory accounting standards issued by the Institute of Chartered Accountants of India.

2. Use of Estimates

The preparation of the financial statements requires estimates and assumptions that affect the reported amount of assets, liabilities, revenue and expenses during the reporting period. Although such estimates and assumptions are made on a reasonable and prudent basis taking into account all available information, actual results could differ from these estimates and assumptions and such differences are recognised in the period in which the results are crystallised.

3. Fixed assets

*Tangibles*

Fixed assets are stated at cost, less accumulated depreciation. The cost of fixed asset comprises its purchase price and any cost attributable of bringing the asset to its working condition and intended use. An asset received as donation is recognised at nominal value of ₹ 1 in the books of account.

*Intangibles*

Intangible assets comprise softwares which are stated at cost less amortisation. These are recognised as assets if it is probable that future economic benefits attributable to such assets will flow to the Trust and the cost of the assets can be measured reliably.


4. Depreciation and amortisation

Depreciation is charged on straight line method based on management's estimate of useful life of the asset after considering the residual value of five percent. The estimated useful life of the assets are as under:

Asset description	Useful life
Computer Equipment	3 years
Office Equipment	5 years
Office Furniture	10 years

Amortization on the intangible assets is provided on pro-rata basis on the straight-line method based on management's estimate of useful life. Useful life has been estimated as 3 years in case of acquired software.

An asset costing ₹ 5,000 or below is depreciated/ amortized fully in the year of purchase.



5. Impairment of Assets

Management of the Trust periodically assesses whether there is an indication that an asset may be impaired. In case of such an indication, the management estimates the recoverable amount of the asset. If the recoverable amount of an asset is less than its carrying amount, the carrying amount of the asset is reduced to its recoverable amount and the difference is recognized as impairment loss.

6. Investment

Long-term investments are carried at cost after adjusting decline, other than temporary, in carrying amount.

7. Leases

Leases where the lessor effectively retains substantially all the risks and benefits of ownership of the leased assets are classified as operating leases. Operating lease payments are recognised as an expense in the Income and Expenditure Account.

8. Employee Benefits

Short term employee benefits are recognised as an expense at the undiscounted amount in the Income and Expenditure Account of the year in which the related service is rendered.

Post employment and other long term employee benefits are recognised as an expense in the Income and Expenditure Account for the year in which the employee has rendered services. The expense is recognised at the present value of the amounts payable determined using actuarial valuation techniques. Actuarial gain and losses in respect of post employment and other long term benefits are charged to revenue.

9. Revenue recognition

Grants received for specific purposes are initially treated as a liability and adjusted for capital or revenue expenses as per utilisation during the year. Generally, grants, to the extent utilised for revenue expenditure, are treated as income of the year. After fulfillment of obligations attached with a particular grant, any unutilised amount of the grant, not refundable to the donor, is transferred to Income and Expenditure Account.

Grants, to the extent utilised for depreciable assets, are treated as deferred income and recognised in the Income and Expenditure Account on a systematic and rational basis.


10. Foreign Currency Transactions

Foreign currency transactions are recorded at the exchange rate prevailing on the date of the transaction. Differences arising out of foreign currency transactions settled during the year are recognised in the Income and Expenditure Account.

Monetary items outstanding at the balance sheet date and denominated in foreign currencies are recorded at the exchange rate prevailing at the end of the year. Differences arising there from are recognised in the Income and Expenditure Account.

11. Provisions and Contingencies

Provisions are recognised when the Trust has a present obligation as a result of past events for which it is probable that an outflow of resources will be required to settle the obligation



and a reliable estimate can be made. Provision required settling the obligation are reviewed regularly and are adjusted where necessary to reflect the current best estimate of the obligation.

A disclosure for a contingent liability is made when there is a possible obligation or a present obligation that may but probably will not require an outflow of resources. Disclosure is also made in respect of a present obligation that probably requires an outflow of resources, where it is not possible to make a reliable estimate of the related outflow.

#### Notes on Accounts

1. Breakthrough Trust was established on October 12, 1999 as a Public Charitable Trust. The Trust is an innovative and effective human rights organisation that deploys multi-media, popular culture, leadership development and community mobilization to promote values of dignity, equality and justice. The Trust is working on the issue related to violence against women, early marriage, sex selection and human rights. The Trust is actively involved in awareness generation and response strengthening of these issues.
2. The Trust is registered with the Income-Tax Department under Section 12A of the Income-Tax Act, 1961 vide a certificate No. DIT (E)/ 99-2000/ B -783/ 99/ 697 dated February 03, 2000.

In the opinion of the Board of Trustees, the Trust is eligible for exemption from income tax under section 11 to 13 of the Act. Hence, no provision for the current income tax and deferred tax has been made in these financial statements.

3. Contingent Liability – Nil.
4. Capital Commitment – Nil.
5. As per the information available, there are no amounts due that require disclosure/provisioning as per the requirements of the Micro Small and Medium Enterprises Development Act, 2006.
6. Contribution to Defined Contribution Plan, recognised as expense for the year are as under:


Employer's Contribution to Provident Fund ₹ 34,19,864.

The Employees' Gratuity Fund Scheme is a defined benefit plan. The present value of obligation is determined using projected unit credit (PUC) actuarial method. Under the PUC method, a projected accrued benefit is calculated at the beginning of the period and again at the end of the period for each benefit that will accrue for all active member of the plan. The projected accrued benefit is based on the plan accrual formula and upon service as of the beginning or end of period, but using member's final compensation, projected to the age at which the employee is assumed to leave active service. The plan liability is the actuarial present value of the projected accrued benefits as on the date of valuation.

The principal actuarial assumptions used as at the balance sheet date are as under:

#### a) Economic Assumptions

The principal assumptions are the discount rate & salary growth rate. The discount rate is generally based upon the market yields available on Government bonds at the accounting date with a term that matches that of the liabilities & the salary growth rate takes account of inflation, seniority, promotion and other relevant factors on long-term basis.



31-March-2018

i)	Discounting Rate	7.71 % p.a.
ii)	Future salary Increase	15.00 % p.a.
iii)	Expected Rate of return on plan assets	0.00 % p.a.

b) Demographic Assumption

		31-March-2018	
i)	Retirement Age	60 Years	
ii)	Mortality Table	IALM 2006-08	
iii)	Withdrawal rate	Ages	%
		Up to 30 Years	35.00
		From 31 to 44 years	60.00
		Above 44 years	5.00

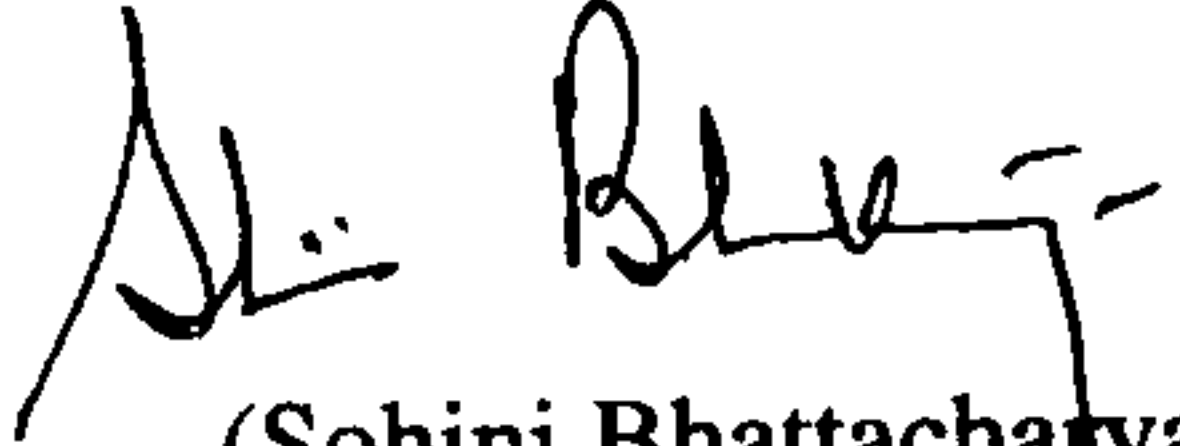
7. In the opinion of the Board of Trustees, current assets, loans and advances have a value on realisation in the ordinary course of the business at least equal to the amount at which they are stated in the balance sheet and provision for all known liabilities have been made in the financial statements.
8. Due to change in the method of depreciation from written down value method to straight line method and change in estimated useful life of the fixed assets acquired prior to April 01, 2017, additional depreciation of ₹ 1,51,728 has been charged on such assets.
9. During the financial year 2017-18, the Trust used services of Google Ads equivalent to US\$ 1,25,159 which were made available free of cost by Google LLC.
10. The Trust leases certain office premises under cancellable operating lease arrangements. The rent expense under these agreements for the year is ₹ 40,77,405.


Signatories to the Schedule 1 to 10


for Breakthrough Trust

As per our Report of even date attached

for Singh Krishna & Associates  
Chartered Accountants  
Firm's Registration No. 008714C

  
(Sohini Bhattacharya)  
President

  
(Benu Kumar)  
Trustee

  
(Krishna Kumar Singh)  
Partner  
M. No. 077494

Place : New Delhi

Date : 28/09/2018

